

	MEN	XS	S	M	L	XL	2XL	3XL	4XL
1	CHEST	33-35	35-37	37-39	39-41	41-43	43-45	45-47	47-49
2	WAIST	28-30	30-32	32-34	34-36	36-38	38-40	40-42	42-44
3	HIP	34-36	36-38	38-40	40-42	42-44	44-46	46-48	48-50
4	THIGH-CYCLING	16-18	18,5-20,5	21-22	22,5-23,5	24-26	26,5-28,5	29-31	31,5-33,5
5	INSEAM-CYCLING	9	9	9	9	9	9	9	9
6	THIGH-TRI	18-20	20,5-22,5	23-25	25,5-27,5	28-30	30,5-32,5	33-35	35,5-37,5
7	INSEAM-TRI	8	8	8	8	8	8	8	8

CYCLING SHORT - Measure 4" from knee cap

TRI SHORT - Measure 6" from knee cap



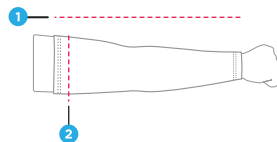
SHOE COVERS

UNISEX	S/M	L/XL
SHOE SIZE	6 (39) to 9 (42)	9,5 (43) to 12 (45)



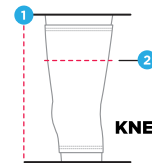
GLOVES (ADULT)

UNISEX	S	M	L	XL
1 HAND CIRC.	7-8	8-9	9-10	10-11



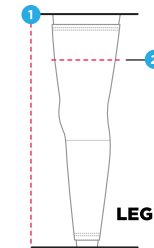
ARM WARMERS

UNI-SEX	S	M	L	XL
1 LENGTH	17	17,5	18	19
2 BICEP	9	10	11	12



KNEE WARMERS

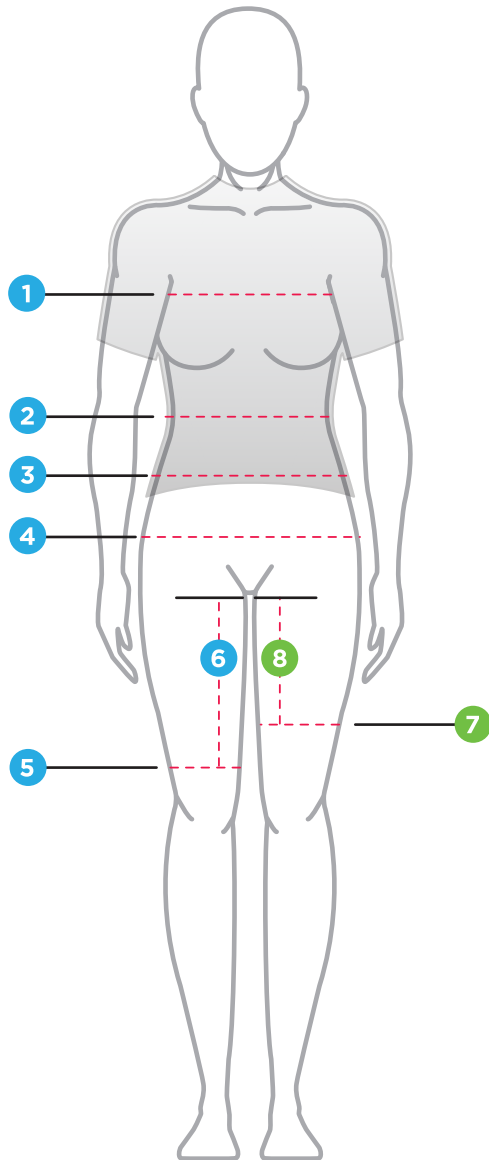
UNI-SEX	S	M	L	XL
1 LENGTH	13,5	13,75	13,75	14
2 THIGH	15	15,5	16	16,5



LEG WARMERS

UNI-SEX	S	M	L	XL
1 LENGTH	24,5	25,5	26,5	26,5
2 THIGH	16,25	17,25	18,25	19,25

SIZING: All of our gear has been sized to American standards. Please keep in mind that our clothing is cut for the race enthusiast. The sizing charts below will give you some guidelines. **For absolute sizing please ask about our sizing samples.**

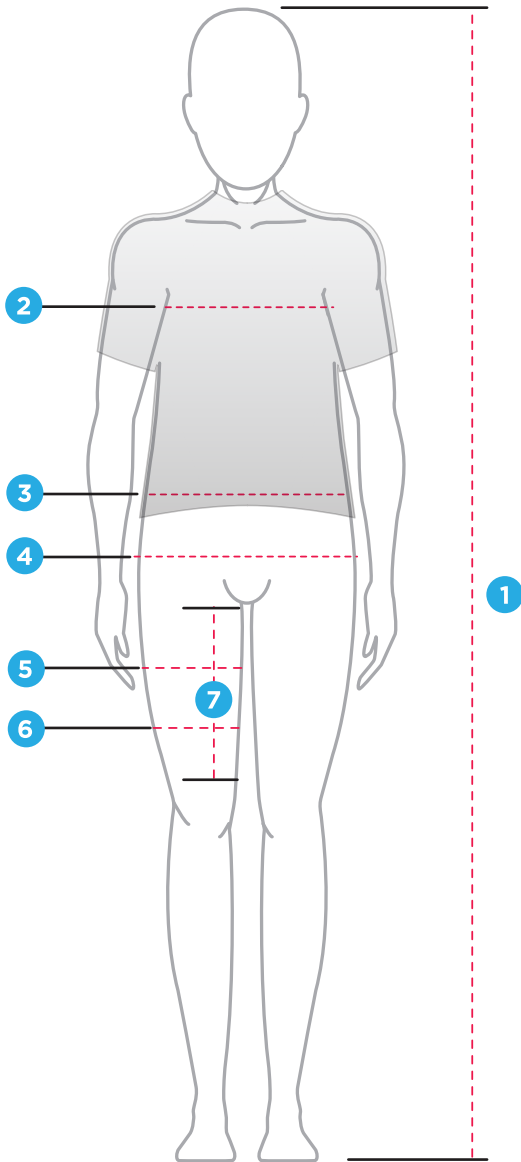


	WOMEN	XS	S	M	L	XL	2XL	3XL
1	CHEST	29-31	31-33	33-35	35-37	37-39	39-41	41-43
2	WAIST	24-26	26-28	28-30	30-32	32-34	34-36	36-38
3	HIGH HIP	29.5-31.5	31.5-33.5	33.5-35.5	35.5-37.5	37.5-39.5	39.5-41.5	41.5-43.5
4	FULL HIP	32.5-34.5	34.5-36.5	36.5-38.5	38.5-40.5	40.5-42.5	42.5-44.5	44.5-46.5
5	THIGH-CYCLING	14-15.5	15-16.5	16-17.5	17-18.5	18-19.5	19-20.5	20-21.5
6	INSEAM-CYCLING	7	7	7	7	7	7	7
7	THIGH-TRI	16-17.5	17-18.5	18-19.5	19-20.5	20-21.5	21-22.5	22-23.5
8	INSEAM-TRI	5	5	5	5	5	5	5

CYCLING SHORT - Measure 4" from knee cap

TRI SHORT - Measure 6" from knee cap

SIZING: All of our gear has been sized to American standards. Please keep in mind that our clothing is cut for the race enthusiast. The sizing charts below will give you some guidelines. **For absolute sizing please ask about our sizing samples.**



	YOUTH	XS	S	M	L	XL
1	HEIGHT	46-50	50-54	54-58	58-61	61-64
2	CHEST	25-26.5	26.5-28	28-29.5	29.5-31	31-32.5
3	WAIST	22.5-23.5	23.5-24.5	24.5-25.5	25.5-26.5	26.5-27.5
4	HIP	25-26	26.5-28	28-30	30-32	32-34
5	MID THIGH	14-15	15-16	16-18	18-19	19-20
6	LOWER THIGH	12-13	13-14	14-16	16-17	17-18
7	INSEAM	4.5	5.5	6	6	6

SIZING: All of our gear has been sized to American standards. Please keep in mind that our clothing is cut for the race enthusiast. The sizing charts below will give you some guidelines. **For absolute sizing please ask about our sizing samples.**